



NAVIGATING the SYLLABUS

New class =
Uncharted waters!




Is your syllabus approachable?

Consider different students: First generation, non-native English speaker, African American, Latinx, LGBTQIA+, financially insecure, limited laptop access, etc.



What perception does the syllabus give about your attitude toward the subject? Toward students? Do YOU seem approachable?




Quick glance:

- Instructor contact info.
- What we will learn
- Necessary materials
- How to succeed
- Weekly routine


Let students steer the ship!

Make a copy of your syllabus and launch a syllabus annotation activity.



Dive deeper:

What is the purpose of your syllabus?
How can students engage with it?
Syllabus scavenger hunt, hidden info., syllabus annotation, etc.



More syllabus ideas ahead!




MAKE A SPLASH!

A syllabus doesn't have to be a Word document.
Here are some alternatives.

Graphic Syllabus

Combine images with text to graphically display info. Set up a comic, newspaper, or add visual cues to a traditional syllabus.

Please add image descriptions!



Google "graphic syllabus" for examples.
Keep it simple; no need to be an artist!

Liquid Syllabus

Mobile-friendly open websites, usually single-page, designed for student interaction and engagement. Usually created with a free tool like Google Sites, Populr, or Smore.

Equity Syllabus

Consider your syllabus from the student perspective in every way: Tone, font, layout, file format, cultural inclusivity, etc. For instance, how is "mandatory" vs. "plan to succeed" interpreted?

Pacansky-Brock, M. "The Liquid Syllabus: Are You Ready?" *Michelle Pacansky-Brock*. 2014.
<https://brocansky.com/2014/08/the-liquid-syllabus-are-you-ready.html>.

Torres, F. and L. Whitley-Putz. "Guide to Your Equity Syllabus." *An Equity Syllabus*.
<https://sites.google.com/view/anequitysyllabus>.

